
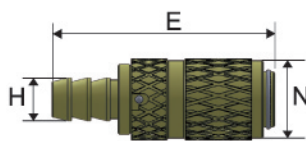


NK401型快速接頭

NK401 TYPE QUICK COUPLER-SOCKET



型號 ITEM NO.	E (長度) LENGTH (mm)	N (外徑) O.D. (mm)	SW	H(管接尺寸) TUBE SIZE	材質 MATERIAL	
NK401-2	57.5	21	18H	5/16" 塑膠軟管 (Hose)	銅 BRASS	
NK401-3	57.5			3/8" 塑膠軟管 (Hose)		
NK401-4	57.5			1/2" 塑膠軟管 (Hose)		
NK401-2TA	52.5			1/4"PT 內牙 (Female thread)		
NK401-2TB	55.5			1/4"PT 外牙 (Male thread)		
NK401-3TB	55.5			3/8"PT 外牙 (Male thread)		
NK401-S	55.5		φ 6.5 x φ 10 PU 管 (PU tube)	18H		φ 8 x φ 12 PU 管 (PU tube)
NK401-S2	60.5		3/8"x 1/2" PU 管 (PU tube)			
NK401-M	60.5		1/4" (喇叭)白鐵紗管 7/16-20 37°flared			
NK401-2H	56		3/8" (喇叭)白鐵紗管 9/16-18 37°flared			
NK401-3H	57.5					
適用流體 Application	空氣、水、油 Gas、Water、Oil	工作壓力 Working Pressure Max. 10 kg/cm ²	工作溫度 Working Temp. 0~80°C or 0~180°C			
單閉式 Single shut-off		直通式 Non-valved		Above item No. are single shut-off type, please add -OH after item No. if Non-valved type required. EX.: NK401-S-OH		



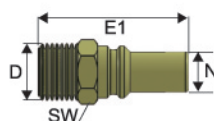


NK401型快速接頭專用模具插心

MALE PLUG FOR NK401 TYPE



全新自動上鎖快速接頭NK401型 & GK501型使用說明 Auto-lock QRC NK401 & GK501 instruction

- ① 接合時，請直接將插心推入快速接頭，其結構會將插心與快速頭自動上鎖，防止脫落。
CONNECTION: Please push plug into socket directly, the special design will lock plug and socket automatically.
- ② 分離時，請按步驟 1. 將外殼順時針旋轉至固定位置。
DISCONNETION: 1. Please turn the sleeve clockwise. 2. Then push forward.



型號 ITEM NO.	E1 (長度) LENGTH (mm)	D(管接尺寸) TUBE & THREAD	SW	材質 MATERIAL	
NB	38	1/8"PT	12H	銅 BRASS	
	39	1/4"PT	14H		
	39	3/8"PT	17H		
NL	33	1/8"PT、1/4"PT	15□		
NX	42	5/16"、3/8"、1/2" 塑膠軟管(HOSE)			
NS	39	φ 6.5 x φ 10 PU 管 (PU tube)			
NS2	44	φ 8 x φ 12 PU 管 (PU tube)	17H		
NM	44	3/8"x 1/2" PU 管 (PU tube)			
NLR	38.5	1/8"PT、1/4"PT、	18□		
★ NLR 為 90° L 型旋轉插心，其結構可 360° 旋轉。 ★ NLR is a 90° L rotate type plug, the structure is allowed to 360° rotation.					N: φ 8.0